

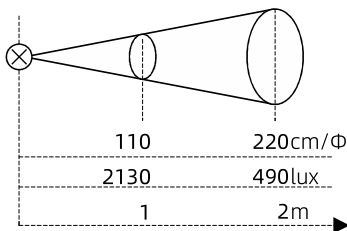
INMP32R

Industrial Rechargeable LED Right Angle Torch



Description

- Widely used for inspection, emergency repair and construction emergency lighting etc. in industrial area and professional industry.
- The body is made of high performance nylon. It features as lightweight, anti-aging, anti-corrosion, impact-resistant and easy to carry.
- Professional optical lens design, soft illumination, uniform spot, in line with GB 30734 fire protection standard.



Parameters

Certification:	CE
Working ambient temp.:	-40°C ≤ Ta ≤ +55°C
Ingress protection:	IP66/67
Corrosion-proof grade:	WF2
CCT:	6500K
Luminous flux:	≥300lm (strong mode), ≥140lm (work mode), ≥140lm (SOS mode)
Run time:	≥15h (strong mode), ≥23h (work mode)
Beam distance:	≥93m (strong mode), ≥57m (work mode)
Battery type:	18650 lithium battery (IEC 61233, IEC 61960)
Battery capacity:	3.6V, 6700mAh (2pcs 18650 lithium battery)
Charging way:	matched 1000/01-A32 charging base
Charging time:	≤9h
Recharging cycles:	500 cycles
Lifespan:	50,000h (without battery)

Note: The luminous flux and continuous discharge time are the values measured under the environment of -20°C ≤ Ta ≤ +55°C.

Features



Order specifications

Illustration	Description	Weight (g)	Order No.
	Industrial Rechargeable LED Right Angle Torch	220	INMP32R
	Industrial Rechargeable LED Right Angle Torch + Charging base + Adapter	392	INMP32R+A32-□

Code of plug

GB
 EN
 BS
 ANSI
 AS
 JIS

Note: Users can choose type A integrated charging track rail and integrated charging stand. Please see pages 03-05 for details.

Installation diagram



Hand-held



Pocket clip



Belt clip

Charging system

- INMP32R is equipped with a dedicated charging base to ensure safe use. The charging base has a charging indicator light, red means charging, green means fully charged.
- The charging base has 2 charging ports - AC 100-250V/0.5A and a matched integrated charging port at the bottom. Safe, simple and convenient.
- This product is suitable for type A integrated charging track rail.

AC 100-250V,
50/60Hz


Individual Charging



Type A Integrated
Charging Track Rail

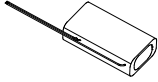
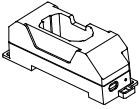
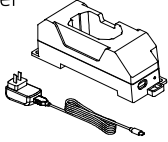


Integrated Charging Stand



Note: For technical parameters of integrated charging track rail and integrated charging stand, please refer to pages 03-05.

Spare parts

Illustration	Description	Weight (g)	Order No.
	3.6V, 6700mAh	98	1000/05-R32
	Input voltage/ current: DC 5.0V/2000mA	103	1000/01-A32
	Input voltage/ current: AC 100-250V/500mA Input voltage/ current: DC 5.0V/2000mA	175	1000/01-A32-□



Code of plug

Outline dimension (unit: mm)

